



Chatham Education Foundation

CONTENTS

EIN: 22-3285022
Report Generated on: 09/08/2024

Executive Summary	2
Programs & Results	4
Financial Review	7
Operations & Leadership	9

APPENDIX

Key Documents	19
Charity Check Report	20

Chatham Education Foundation

📍 Chatham, NJ
🌐 www.chathamedfoundation.org
☎ 917-991-9497

[View GuideStar Profile](#)



Platinum
Transparency
2024
Candid.

MISSION

Support educational excellence in the School District of the Chathams through parent and community donations

EIN

22-3285022

RULING YEAR

1997

IRS SUBSECTION

501(c)(3) Public Charity

FOUNDING YEAR

1994

MAIN ADDRESS

PO Box 81
Chatham, NJ
07928

AFFILIATION TYPE

Independent Organization

CONTACT

Alan Routh, Trustee
alanrouth@chathamedfoundation.org

PRESIDENT

Puja Swamy

BOARD CHAIR

Puja Swamy

SUBJECT AREA

Elementary and secondary education

NTEE Code

Single Organization Support (B11)

PROGRAMS

1. Support educational excellence in the School District of the Chathams, NJ

Population(s) served: Young adults, Adolescents, Children, Preteens

POPULATIONS SERVED

1. Adolescents

2. Children

3. Preteens

4. Adolescent parents

COMPLIANCE

- ✓ IRS Pub 78 Verified as of August 2024
- ✓ IRS BMF 509(a) (1) as of August 12, 2024
- ✓ A-133 Audit Required/Performed?
- ✓ Conflict of Interest Policy
- ✓ Written whistleblower policy

Section 509(a)(1) organization as referred to in Section 170(b)(1)(A)(vi)

TRANSPARENCY MEASURES

- ✓ Board Practices Reported?
- ✓ Diversity Data Reported?
- 23** Number of Independent Board Members

Programs & Results

PROGRAMS

Source: Self-Reported by Organization, August 2024

Support educational excellence in the School District of the Chathams, NJ

Population(s) Served: n/a

Chatham Education Foundation supports initiatives that would not otherwise be funded through the traditional school district budget.

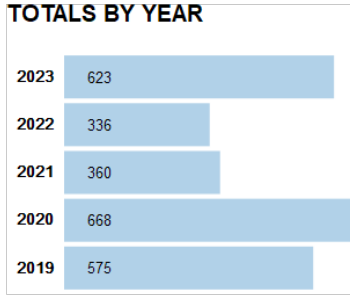
Grant-making is structured around four principal goals:

1. Innovative Learning Spaces
2. Supporting Educator Growth
3. Fostering Student Well-being
4. Supporting Student Learning

Within those broad outlines, Foundation grants support the arts, classrooms of the future, literacy, professional development, social studies, social-emotional support, the future-focused education speaker series, and initiatives in Science, Technology, Engineering, and Math (STEM).

RESULTS

Average number of dollars received per donor

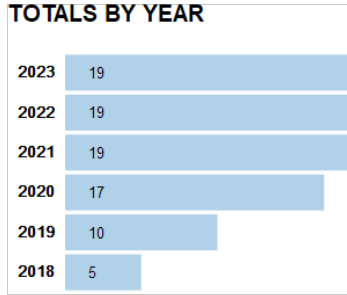


Population(s) Served: No target populations selected

Related program: Support educational excellence in the School District of the Chathams, NJ

Notes: To learn how to give and for a list of our generous donors, please see www.chathamedfoundation.org.

Number of endowments

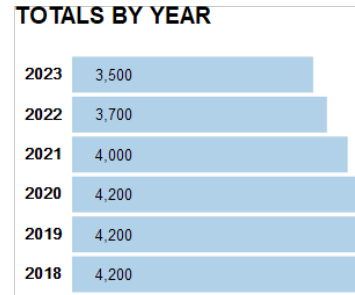


Population(s) Served: No target populations selected

Related program: Support educational excellence in the School District of the Chathams, NJ

Notes: Our growing endowment has reached over \$1.9 million. For a description of the endowment, how to give, and a list of endowment donors, please see www.chathamedfoundation.org.

Number of children who have the ability to understand and comprehend communication

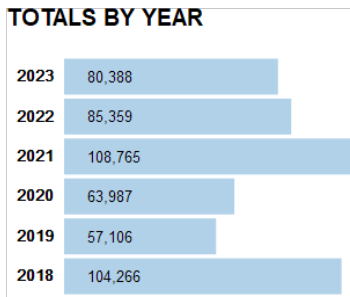


Population(s) Served: No target populations selected

Related program:

Notes: Enrollment in the School District of the Chathams is declining. We serve all students in the school district.

Total dollar amount of grants awarded

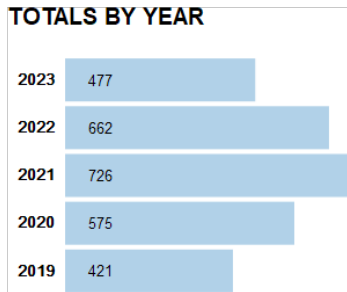


Population(s) Served: No target populations selected

Related program: Support educational excellence in the School District of the Chathams, NJ

Notes: For details on grants awarded, please see www.chathamedfoundation.org.

Number of overall donors



Population(s) Served: No target populations selected

Related program:

Notes: The number of donors varies with the types of events held.

CHARTING IMPACT

What is the organization aiming to accomplish?

The Chatham Education Foundation's vision is to be the leading partner for the School District of the Chathams for collaborating on innovative ideas to enrich education, support future-focused initiatives, and establish a sustainable source of funding through an endowment.

What are the organization's key strategies for making this happen?

In addition to annual grant funding of \$80,000, Chatham Education Foundation established an endowment to address increasing strains on the School District of the Chathams. A Permanent Endowment, by producing a reliable stream of income, will bring increased stability and longevity to grant funding, as well as the ability to increase the absolute level of grants. A Term Endowment will help the school district deal with inevitable budget shocks resulting from unpredictable New Jersey State funding levels. We hope that Chatham Education Foundation donors will contribute to the endowment and continue their history of strong philanthropic support for our schools.

What are the organization's capabilities for doing this?

The Foundation's Board of Trustees consists of volunteers from all corners of the community and operates independently of the Board of Education, parent-teacher organizations, and booster groups.

What have and haven't they accomplished so far?

Assets include an endowment with \$1.9M market value. As a result of new endowment agreements and strong operating financials, the endowment has been built while maintaining significant levels of grant-giving to the school district.

Financials

FISCAL YEAR START: 07/01

FISCAL YEAR END: 06/30

✓ Financials audited by an independent accountant

FINANCIALS QUICK VIEW

Total revenue, gains, and other support per audited financial statements **\$381,775**

Total expenses and losses per audited financial statements **\$125,552**

Surpluses in last 5 years **5**

Negative Net Assets in past 5 years **0**

Financial Trends Analysis

Business Model Indicators

Created in Partnership with



Profitability	2019	2020	2021	2022	2023
Unrestricted surplus (deficit) before depreciation	\$90,575	\$47,581	\$209,767	-\$160,096	\$24,172
As a % of expenses	68.3%	50.6%	211.2%	-109.3%	19.3%
Unrestricted surplus (deficit) after depreciation	\$90,575	\$47,581	\$209,767	-\$160,096	\$24,172
As a % of expenses	68.3%	50.6%	211.2%	-109.3%	19.3%
Revenue Composition					
Total revenue (unrestricted & restricted)	\$326,609	\$287,105	\$391,437	\$289,423	\$231,310
Total revenue, % change over prior year	47.6%	-12.1%	36.3%	-26.1%	-20.1%
Program services revenue	0.0%	0.0%	0.0%	0.0%	0.0%
Membership dues	0.0%	0.0%	0.0%	0.0%	0.0%
Investment income	2.4%	4.0%	4.2%	7.2%	11.6%
Government grants	0.0%	0.0%	0.0%	0.0%	0.0%
All other grants and contributions	83.6%	93.6%	93.0%	90.8%	82.4%
Other revenue	14.0%	2.4%	2.9%	2.0%	6.0%
Expense Composition					
Total expenses before depreciation	\$132,552	\$94,042	\$99,324	\$146,410	\$125,552
Total expenses, % change over prior year	3.5%	-29.1%	5.6%	47.4%	-14.2%
Personnel	0.0%	0.0%	0.0%	0.0%	0.0%
Professional Fees	0.0%	10.4%	10.8%	8.5%	12.7%
Occupancy	0.0%	0.0%	0.0%	0.0%	0.0%
Interest	0.0%	0.0%	0.0%	0.0%	0.0%
Pass-Through	78.7%	60.7%	64.4%	74.3%	68.0%
All other expenses	21.3%	28.9%	24.7%	17.2%	19.3%

Financial Trends Analysis, continued

Moving Toward Full Cost Coverage

Full Cost Components (estimated)	2019	2020	2021	2022	2023
Total Expenses (after depreciation)	\$132,552	\$94,042	\$99,324	\$146,410	\$125,552
One Month of Savings	\$11,046	\$7,837	\$8,277	\$12,201	\$10,463
Debt Principal Repayment	\$0	\$0	\$0	\$0	\$0
Fixed Asset Additions	\$0	\$0	\$0	\$0	\$0
Total Full Costs (estimated)	\$143,598	\$101,879	\$107,601	\$158,611	\$136,015

Capital Structure Indicators

Liquidity

Months of cash	16.1	7.7	28.2	10.1	10.3
Months of cash and investments	51.6	109.9	168.0	111.8	154.8
Months of estimated liquid unrestricted net assets	42.1	73.8	95.2	51.5	62.3

Balance Sheet Composition

Cash	\$177,776	\$60,054	\$233,705	\$123,770	\$107,361
Investments	\$392,294	\$801,015	\$1,157,187	\$1,240,262	\$1,512,338
Receivables	\$0	\$3,700	\$1,200	\$2,770	\$0
Gross land, buildings, and equipment (LBE)	\$0	\$0	\$0	\$0	\$0
Accumulated depreciation (% of LBE)	0.0%	0.0%	0.0%	0.0%	0.0%
Liabilities (as % of assets)	0.0%	0.1%	0.0%	0.2%	0.1%
Unrestricted net assets	\$465,205	\$578,125	\$787,892	\$627,796	\$651,968
Temporarily restricted net assets	\$26,216	N/A	N/A	N/A	N/A
Permanently restricted net assets	\$78,649	N/A	N/A	N/A	N/A
Total restricted net assets	\$104,865	\$285,682	\$603,758	\$736,460	\$968,514
Total net assets	\$570,070	\$863,807	\$1,391,650	\$1,364,256	\$1,620,482

Key Data Checks

Material Data Errors	2019	2020	2021	2022	2023
	No	No	No	No	No

Note: This issue is relevant to a small number of organizations: The nonprofit subject(s) of this report may have affiliates. The Form 990 data may not include information about any or all potential affiliates. If an organization does have affiliates and these affiliates have substantial financial activity, the financial data in this report may not present a comprehensive picture of the nonprofit's financial condition. Please consult the 990s of any potentially related affiliates for additional information.

- [Formulas for key metrics](#)
- ['Key Revenue & Expense Data from Form 990'](#)
- ['Key Balance Sheet Data from Form 990'](#)

Operations

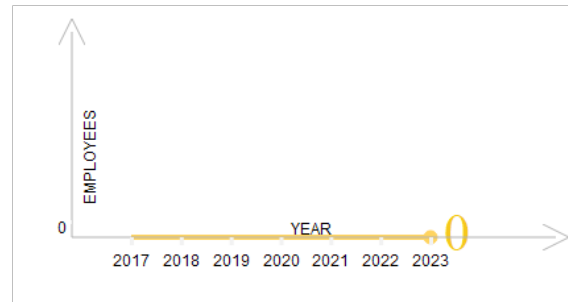
Source: Self-Reported by Organization, August 2024

PRESIDENT

Puja Swamy

NUMBER OF EMPLOYEES

Source: IRS Form 990



BOARD CHAIR

Puja Swamy

BOARD MEMBERS

Priya Voleti

Laura Bojanowski

Andrea Caserta

Ying Cui

Suzanne David

Kristine Dickson

Bethany Gianusso

Laurie Hekmat

Niberca Iluberes

Zahrah Khan

Jeffrey Kong

Dave Kubler

Jess Lakin

Erik Metviner

Ami Modi

Chris Mossa

Jun Quon

Joshua Nafman

Geetika Patel

Ed Raffo

Alan Routh

Jasmine Sood

Tessa Tinney

Emily Wurdemann

OFFICERS, DIRECTORS, TRUSTEES, AND KEY EMPLOYEES

FISCAL YEAR 2023

Name	Title	Compensation	Other	Related
Melissa Bailey	SECRETARY	\$0	\$0	\$0
Olivia Bakunas	TRUSTEE	\$0	\$0	\$0
Tania Bari	TRUSTEE	\$0	\$0	\$0
Laura Bojanowski	PRESIDENT	\$0	\$0	\$0
Andrea Caserta	TRUSTEE	\$0	\$0	\$0
Suzanne David	TRUSTEE	\$0	\$0	\$0
Elissa Dimeo	TREASURER	\$0	\$0	\$0
Kristine Dickson	TRUSTEE	\$0	\$0	\$0
Amy Ewing	TRUSTEE	\$0	\$0	\$0
Bethany Gianusso	TRUSTEE	\$0	\$0	\$0
Laurie Hekmat	TRUSTEE	\$0	\$0	\$0
Ananya Holland	TRUSTEE	\$0	\$0	\$0
Zahrah Khan	TRUSTEE	\$0	\$0	\$0
Jess Lakin	TRUSTEE	\$0	\$0	\$0
Erik Metviner	TRUSTEE	\$0	\$0	\$0
Geetika Patel	TRUSTEE	\$0	\$0	\$0
David Prael	TRUSTEE	\$0	\$0	\$0
Jun Quon	TRUSTEE	\$0	\$0	\$0
Erin Richards	TRUSTEE	\$0	\$0	\$0
Alan Routh	VICE PRESIDE	\$0	\$0	\$0
Priya Voleti	TRUSTEE	\$0	\$0	\$0
Cheryl Whitney	TRUSTEE	\$0	\$0	\$0
Emily Wurdemann	TRUSTEE	\$0	\$0	\$0

OFFICERS, DIRECTORS, TRUSTEES, AND KEY EMPLOYEES

FISCAL YEAR 2022

Name	Title	Compensation	Other	Related
Sally Allen	President	\$0	\$0	\$0
Elissa Dimeo	Treasurer	\$0	\$0	\$0
Alan Routh	Vice President Endowment	\$0	\$0	\$0
Cheryl Whitney	Trustee	\$0	\$0	\$0
Melissa Bailey	Secretary	\$0	\$0	\$0
Bethany Gianusso	Trustee	\$0	\$0	\$0
Kristine Dickson	Trustee	\$0	\$0	\$0
David Prael	Trustee	\$0	\$0	\$0
Christine Sterling	Trustee	\$0	\$0	\$0
Zahrah Khan	Trustee	\$0	\$0	\$0
Erik Metviner	Trustee	\$0	\$0	\$0
Olivia Bakunas	Trustee	\$0	\$0	\$0
Jun Quon	Trustee	\$0	\$0	\$0
Ananya Holland	Trustee	\$0	\$0	\$0
Nona Leroux	Trustee	\$0	\$0	\$0
Laura Bojanowski	VP	\$0	\$0	\$0
Tania Bari	Trustee	\$0	\$0	\$0
Emily Wurdemann	Trustee	\$0	\$0	\$0
Geetika Patel	Trustee	\$0	\$0	\$0
Amy Ewing	Trustee	\$0	\$0	\$0
Ron Epstein	Trustee	\$0	\$0	\$0
Jessica Lakin	Trustee	\$0	\$0	\$0
Colin Devlin	Trustee	\$0	\$0	\$0

OFFICERS, DIRECTORS, TRUSTEES, AND KEY EMPLOYEES

FISCAL YEAR 2021

Name	Title	Compensation	Other	Related
Sally Allen	President	\$0	\$0	\$0
Elissa Dimeo	Treasurer	\$0	\$0	\$0
Alan Routh	Vice President Endowment	\$0	\$0	\$0
Cheryl Whitney	Trustee	\$0	\$0	\$0
Nona Leroux	Trustee	\$0	\$0	\$0
Jessica Lakin	Trustee	\$0	\$0	\$0
David Prael	Trustee	\$0	\$0	\$0
Christine Sterling	Trustee	\$0	\$0	\$0
Zahrah Khan	Trustee	\$0	\$0	\$0
Erik Metviner	Trustee	\$0	\$0	\$0
Amy Coates	Trustee	\$0	\$0	\$0
Colin Devlin	Trustee	\$0	\$0	\$0
Allison Eckles	Trustee	\$0	\$0	\$0
Ananya Holland	Trustee	\$0	\$0	\$0
Jen Rowland	Trustee	\$0	\$0	\$0
Diane Rooney	VP Events	\$0	\$0	\$0
Laura Bojanowski	Secretary	\$0	\$0	\$0
Ron Epstein	Trustee	\$0	\$0	\$0
Emily Wurdemann	Trustee	\$0	\$0	\$0
Olivia Bakunas	Trustee	\$0	\$0	\$0
Kristine Dickson	Trustee	\$0	\$0	\$0
Amy Ewing	Trustee	\$0	\$0	\$0
Bethany Gianusso	Trustee	\$0	\$0	\$0
Tracy Press	Trustee	\$0	\$0	\$0

OFFICERS, DIRECTORS, TRUSTEES, AND KEY EMPLOYEES

FISCAL YEAR 2020

Name	Title	Compensation	Other	Related
Sally Allen	President	\$0	\$0	\$0
Theresa Cooper	Treasurer	\$0	\$0	\$0
Alan Routh	Vice President Endowment	\$0	\$0	\$0
Cheryl Whitney	Secretary	\$0	\$0	\$0
Nona Leroux	Trustee	\$0	\$0	\$0
Jessica Lakin	Trustee	\$0	\$0	\$0
David Prael	Trustee	\$0	\$0	\$0
Christine Sterling	Trustee	\$0	\$0	\$0
Zahrah Khan	Trustee	\$0	\$0	\$0
Erik Metviner	Trustee	\$0	\$0	\$0
Amy Coates	Trustee	\$0	\$0	\$0
Colin Devlin	Trustee	\$0	\$0	\$0
Allison Eckles	Trustee	\$0	\$0	\$0
Ananya Holland	Trustee	\$0	\$0	\$0
Kanchana Leung	Trustee	\$0	\$0	\$0
Jen Rowland	Trustee	\$0	\$0	\$0
Diane Rooney	VP Events	\$0	\$0	\$0
Laura Bojanowski	Trustee	\$0	\$0	\$0
Ron Epstein	Trustee	\$0	\$0	\$0
Wendy Kuppenheimer	Trustee	\$0	\$0	\$0
Rosalinda Rubio-Williams	Trustee	\$0	\$0	\$0
Sara Zuckerman	Trustee	\$0	\$0	\$0
Emily Wurdemann	Trustee	\$0	\$0	\$0
Jennifer McNally	Trustee	\$0	\$0	\$0
Amanda Feeman	Trustee	\$0	\$0	\$0

OFFICERS, DIRECTORS, TRUSTEES, AND KEY EMPLOYEES

FISCAL YEAR 2019

Name	Title	Compensation	Other	Related
Amanda Feeman	President	\$0	\$0	\$0
Diane Rooney	Vice President	\$0	\$0	\$0
Alan Routh	Vice President and Treasurer	\$0	\$0	\$0
Cheryl Whitney	Secretary	\$0	\$0	\$0
Sally Allen	Trustee	\$0	\$0	\$0
Laura Bojanowski	Trustee	\$0	\$0	\$0
Amy Coates	Trustee	\$0	\$0	\$0
Allison Eckles	Trustee	\$0	\$0	\$0
Ron Epstein	Trustee	\$0	\$0	\$0
Ananya Holland	Trustee	\$0	\$0	\$0
Zahrah Khan	Trustee	\$0	\$0	\$0
Wendy Kuppenhelmer	Trustee	\$0	\$0	\$0
Jessica Lakin	Trustee	\$0	\$0	\$0
Nona Leroux	Trustee	\$0	\$0	\$0
Jennifer McNally	Trustee	\$0	\$0	\$0
Jennifer McNally	Trustee	\$0	\$0	\$0
Erik Metvlnr	Trustee	\$0	\$0	\$0
Jennifer Rowland	Trustee	\$0	\$0	\$0
Rosalinda Rublo Williams	Trustee	\$0	\$0	\$0
Christine Sterling	Trustee	\$0	\$0	\$0
Sara Zuckerman	Trustee	\$0	\$0	\$0
Julie Lee	Trustee	\$0	\$0	\$0
Stephanie Yarcheski	Trustee	\$0	\$0	\$0
Troy Hamllton	Trustee	\$0	\$0	\$0
Barbara Delaney	Trustee	\$0	\$0	\$0

Paid Preparers

FISCAL YEAR 2023

Firm Name	Firm EIN	Firm Address	Firm Phone
CANNONE AND COMPANY PA	22-3696465	485 MORRIS AVE, SPRINGFIELD NJ 07081 USA	973-379-6868

BOARD LEADERSHIP PRACTICES

GuideStar worked with BoardSource, the national leader in nonprofit board leadership and governance, to create this section, which enables organizations and donors to transparently share information about essential board leadership practices.

BOARD ORIENTATION & EDUCATION

Does the board conduct a formal orientation for new board members and require all board members to sign a written agreement regarding their roles, responsibilities, and expectations?

Yes

CEO OVERSIGHT

Has the board conducted a formal, written assessment of the chief executive within the past year?

Not Applicable

ETHICS & TRANSPARENCY

Have the board and senior staff reviewed the conflict-of-interest policy and completed and signed disclosure statements in the past year?

Yes

BOARD COMPOSITION

Does the board ensure an inclusive board member recruitment process that results in diversity of thought and leadership?

Yes

BOARD PERFORMANCE

Has the board conducted a formal, written self-assessment of its performance within the past three years?

Not Applicable

Organizational Demographics

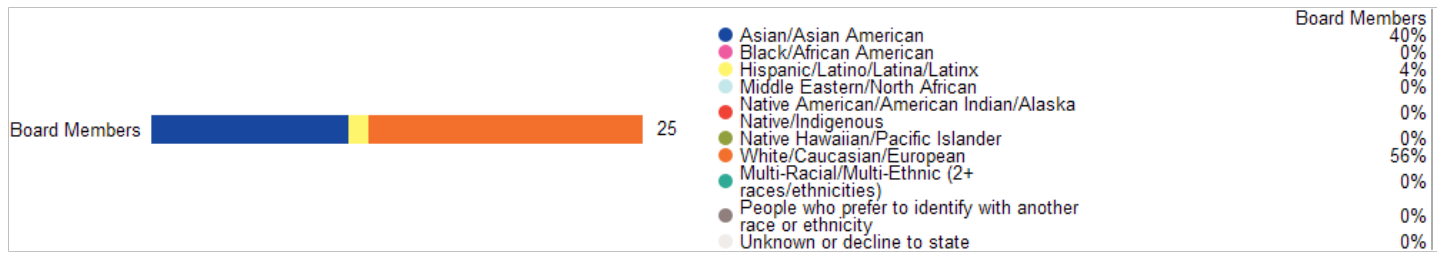
Who works and leads organizations that serve our diverse communities? This organization has voluntarily shared information to answer this important question and to support sector-wide learning. GuideStar partnered on this section with CHANGE Philanthropy and Equity in the Center.

Leadership

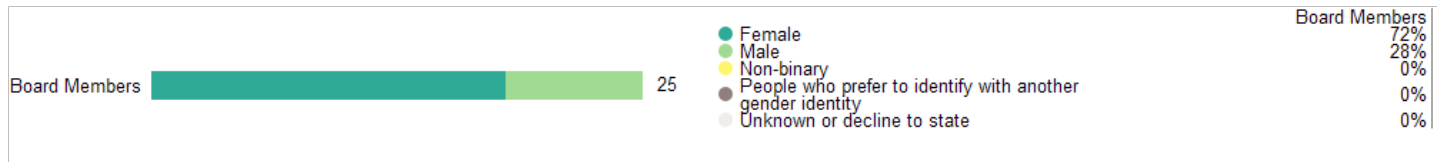
The organization's leader identifies as:

Race & Ethnicity	Asian/Asian American
Gender Identity	Female, Not transgender
Sexual Orientation	Heterosexual or Straight
Disability Status	Person without a disability

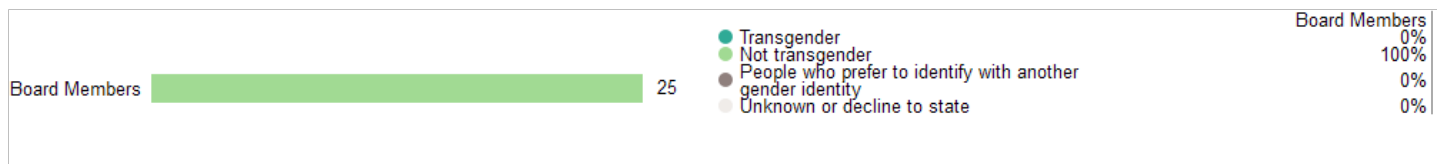
Race & Ethnicity



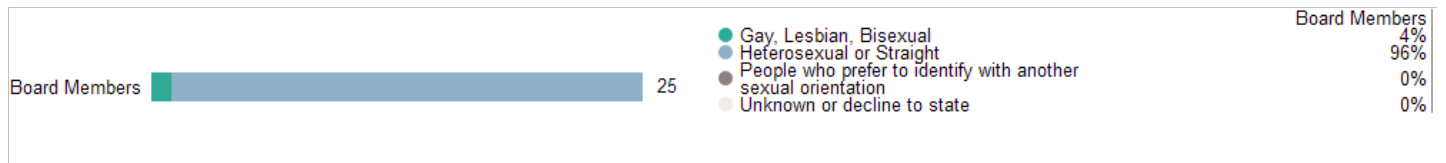
Gender Identity



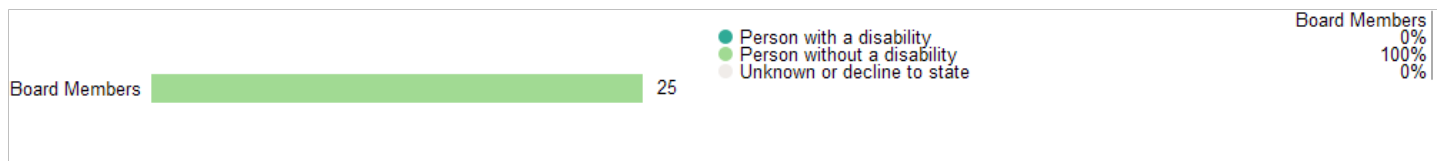
Transgender Identity



Sexual Orientation



Disability



Equity Strategies *Last Updated: 09/09/2021*

Candid partnered with Equity in the Center - a project that works to shift mindsets, practices, and systems within the social sector to increase racial equity - to create this section. [Learn More](#)

Policies and processes

- ✓ We seek individuals from various race backgrounds for board and executive director/CEO positions within our organization.
- ✓ We have community representation at the board level, either on the board itself or through a community advisory board.
- ✓ We help senior leadership understand how to be inclusive leaders with learning approaches that emphasize reflection, iteration, and adaptability.
- ✓ We engage everyone, from the board to staff levels of the organization, in race equity work and ensure that individuals understand their roles in creating culture such that one's race identity has no influence on how they fare within the organization.

Appendix

Key Documents

IRS Forms 990

[2023 990](#)

[2022 990](#)

[2021 990](#)

[2019 990](#)

[2018 990](#)

IRS Forms 990T

Not Available

Audited Financial Statements

[2022 Audited Financial Statement](#)

Key Organization Documents

[Letter of Determination](#)

['Key Revenue & Expense Data from Form 990'](#)

['Key Balance Sheet Data from Form 990'](#)

GuideStar Charity Check

Chatham Education Foundation

PO Box 81
Chatham, NJ 07928

- ✓ Foundation Status Code: PC*
- ✓ Public charity described in section 509(a)(1) or (2)

IRS Publication 78 Details

✓ IRS Pub 78
verified

Organization name	Location	Most recent IRS Publication 78
Chatham Education Foundation	Chatham, NJ	August 2024
EIN	Deductibility status description	Verified with most recent Internal Revenue Bulletin
22-3285022	A public charity (50% deductibility limitation).	September 03, 2024

IRS Business Master File Details

IRS BMF 509(a)(1)

Organization name	Most recent IRS BMF	Reason for Non-Private Foundation Status
CHATHAM EDUCATION FOUNDATION	August 12 2024	Section 509(a)(1) organization as referred to in Section 170(b)(1)(A)(vi)
EIN	IRS subsection	Ruling date
22-3285022	This organization is a 501(c)(3) Public Charity	10/1997
Foundation Code	Foundation Code Description	
15	Organization which receives a substantial part of its support from a governmental unit or the general public	
This organization was not included in the Office of Foreign Assets Control Specially Designated Nationals (SDN) list.		

On September 8, 2011, the IRS issued [regulations](#) which eliminated the advance ruling process for a section 501(c)(3) organization. [Learn more](#)

* The Foundation Status Code is the code that foundations are required to provide for each grantee annually on part XV of Form 990PF. Note that this code cannot be derived in some cases (e.g., supporting organizations for which 'type' can't be determined).

[IRS Revenue Procedure 2011-33](#) allows grantors to rely on third-party resources, such as GuideStar Charity Check, to obtain required Business Master File (BMF) data concerning a potential grantee's public charity classification under section 509 (a) (1), (2) or (3).

GuideStar Charity Check Data Sources

-GuideStar acquires all IRS data directly from the Internal Revenue Service.

-[IRS Publication 78 \(Cumulative List of Organizations\)](#) lists organizations that have been recognized by the Internal Revenue Service as eligible to receive tax-deductible contributions.

-The [IRS Internal Revenue Bulletin \(IRB\)](#) lists changes in charitable status since the last Publication 78 release. Between the release of IRS Publication 78 and the subsequent IRS Internal Revenue Bulletin, the IRB date will reflect the most recent release date of IRS Publication 78.

-The [IRS Business Master File](#) lists approximately 1.7 million nonprofits registered with the IRS as tax-exempt organizations.

-The [IRS Automatic Revocation of Exemption List](#) contains organizations that have had their federal tax-exempt status automatically revoked for failing to file an annual return or notice with the IRS for three consecutive years.

-The Foundation Status Code is a value derived by mapping the codes found on the [990PF filing instructions](#) to the corresponding codes in the IRS BMF. Note that not all codes are able to be mapped due to insufficient data.

-The Office of Foreign Assets Control (OFAC) [Specially Designated Nationals \(SDN\) list](#) organizations that are owned or controlled by targeted individuals, groups, and entities, such as terrorists or narcotics traffickers. Their assets are blocked and U.S. persons are generally prohibited from dealing with them.